



# THERMA ELITE 5900

Insulated Carriage Style Garage Doors






# Therma Elite 5900

Model D206S in Standard White Paint with 6S Windows


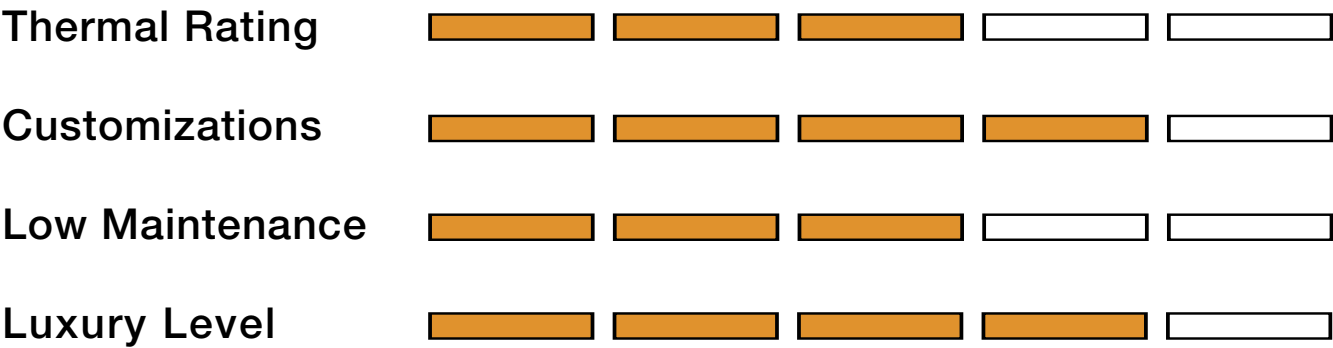


# Therma Elite 5900

**VALUE**

 Door: Ltd Lifetime
  Hardware: 5 yr
  Springs: 3 yr

- **R-10.4** Thermal Rating
- Steel Construction
- 2" Polystyrene
- White (Field Paint Option)
- 144 Panel + Window Designs



## Section Detail

**SECTION DETAIL** Therma Style  
 Our Therma Elite window mullion has no joints, attractive detailing, and crisp corners. Glass is sealed with bonding tape around the perimeter of the window and on the back of the grid, providing superior weather protection and greater ease when field painting.

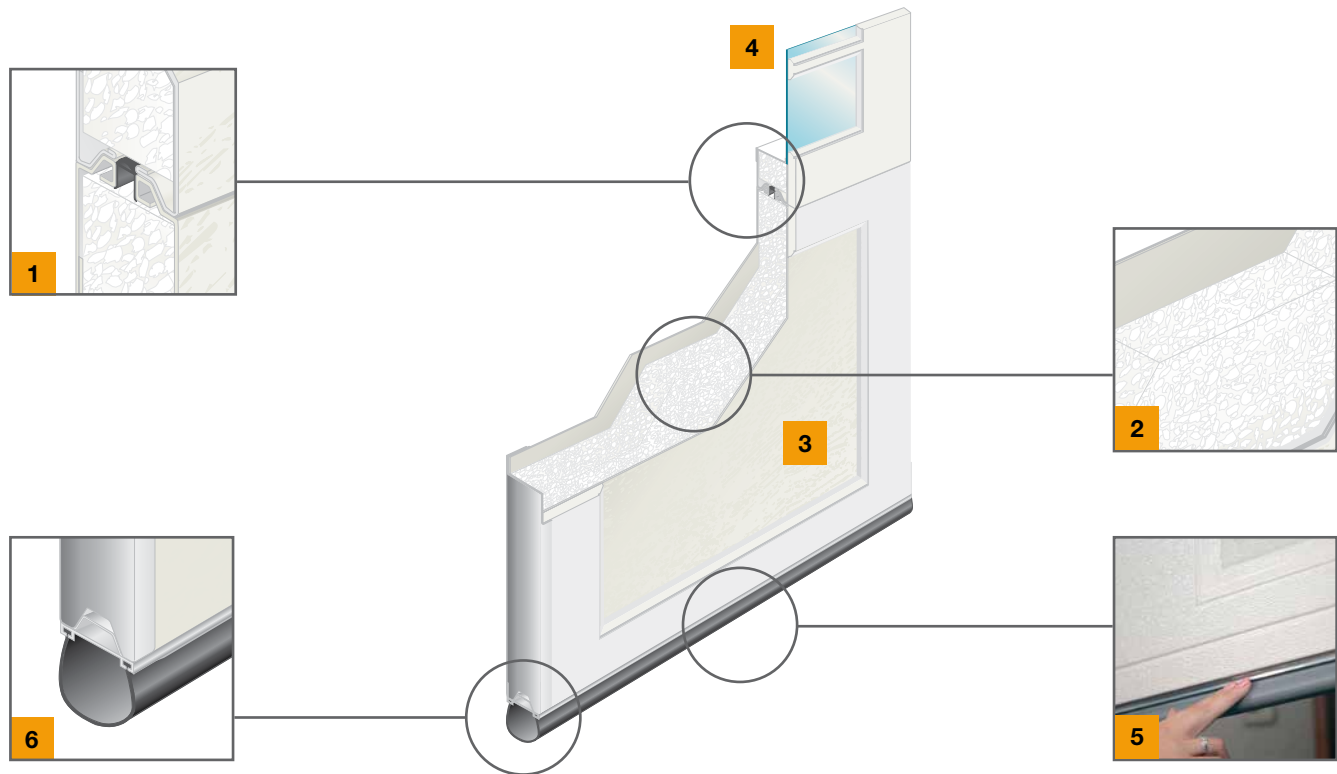
**Left Facing Page Image:** Model D206S in standard white paint.

**Bottom Left Image:** A close up view of the Therma Elite shows the attractive detailing and crisp corners of the window mullion.

# Therma Elite 5900

## Panel Features

# The Industry Leader in Innovative Door Elegance, Durability, and Efficiency



### Tongue & Groove Section Joints **1**

Precisely designed thermally broken section joints reduce air infiltration and create weather tight seal.

### Sandwich Construction **2**

3-layer steel front and back construction with insulating polyurethane core increases energy savings.

### Panel Embossment **3**

Easy to clean woodgrain texture, galvanized and finish painted steel provide years of trouble-free performance and beauty.

### Window Mullion **4**

Manufactured with no joints allows attractive detailing with crisp corners for outstanding appearance.

### Aluminum Retainer **5**

Hörmann minimizes floor corrosion by utilizing an aluminum bottom seal retainer that never rusts and is more durable than brittle plastic retainers.

### Bottom Weather Seal **6**







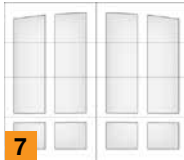
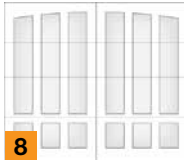

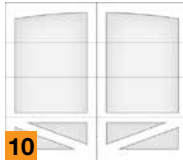
















Keeps out wind, rain, debris and other elements for added energy savings.



## Panel Design Groups L & M

### CHOOSE YOUR PANEL DESIGN.

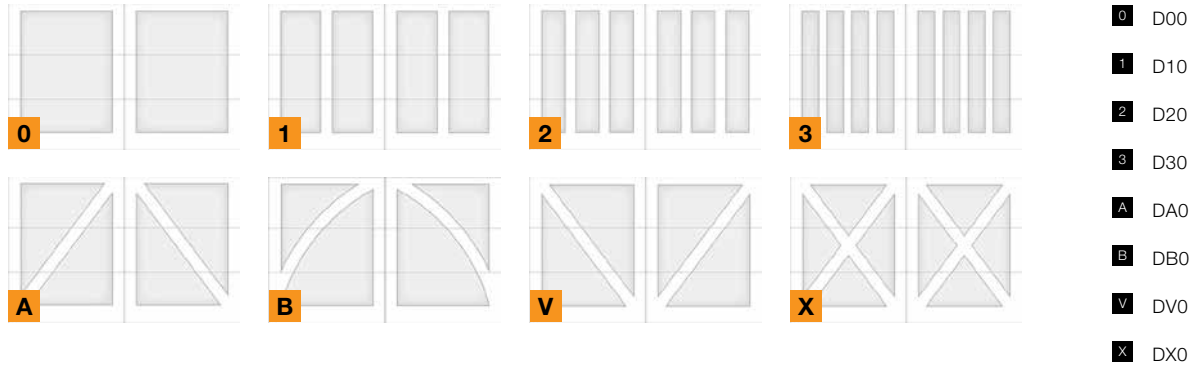
Panels come in four different styles allowing you to choose the perfect match for the design of your home.

					<b>1</b> D0LOS
					<b>2</b> D1LOS <b>3</b> D2LOS <b>4</b> DALOS <b>5</b> DVLOS
					<b>6</b> D0LOA <b>7</b> D1LOA <b>8</b> D2LOA
					<b>9</b> DALOA <b>10</b> DVLOA
					<b>11</b> D0M0S <b>12</b> D1M0S <b>13</b> D2M0S
					<b>14</b> DAM0S <b>15</b> DVM0S <b>16</b> D0M0A <b>17</b> D1M0A <b>18</b> D2M0A
					<b>19</b> DAM0A <b>20</b> DVM0A <b>21</b> DXM0S <b>22</b> DXMXS <b>23</b> DKM0S <b>24</b> DXM0A <b>25</b> DXMXA <b>26</b> DKM0A

# Therma Elite 5900


Panel Design Options

## Panel Design Groups



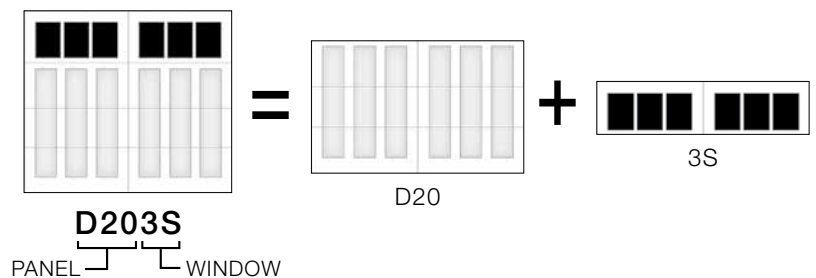
## Window Designs

Pair any panel design from the above groups (0, 1, 2, 3, A, B, V, X) with any window layout below.



## Mix & Match

By mixing and matching panel designs with window designs you can create all sorts of looks to perfectly match your home's aesthetic.





## Glass Options



- 1 1/4" Clear
- 2 1/8" Bronze
- 3 White Laminated
- 4 Black Laminated
- 5 1/8" Satin Etch
- 6 Frosted Gluechip
- 7 1/8" Greylite
- 8 1/8" Mistlite
- 9 1/8" P516 Obscure

## Decorative Hardware Options

Enhance the look of your garage door with our attractive powder coated decorative hardware kits.



- 1 Deco Kit B - Malleable Iron
- 2 Deco Kit C - Stamped Steel

# HÖRMANN NORTH AMERICA



Sparta, TN - North American Headquarters / Sectional Doors

## FIVE PRODUCTION PLANTS, ONE FAMILY



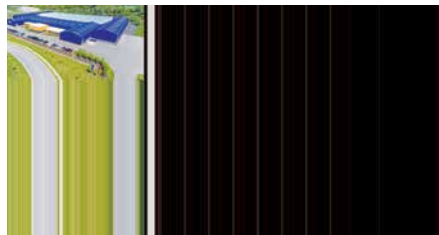
Puyallup, WA - Sectional Doors



Montgomery, IL - Sectional Doors



Barrie, ON (CAN) - High Performance Doors



Burgettstown, PA - High Performance Doors

As one of the world's leading manufacturers of doors we're committed to providing the best quality, value, and selection. Whether residential, commercial or industrial, we have the door you're looking for. Each Hörmann product gives you the perfect array of benefits and options to satisfy your customers.

### Eastern and Central US

Toll Free: 877.654.6762  
Email: [info1@hormann.us](mailto:info1@hormann.us)  
Website: [hormann.us](http://hormann.us)

### Western US

Toll Free: 800.522.2264  
Email: [info@northwestdoor.com](mailto:info@northwestdoor.com)  
Website: [northwestdoor.com](http://northwestdoor.com)

### Canada

Toll Free:  
Email: [info@northwestdoorcanada.ca](mailto:info@northwestdoorcanada.ca)  
website: [nwdca.ca](http://nwdca.ca)

Follow us on social media



AVAILABLE FROM:

